


















Sparking Student Engagement – Video Script Handout

			
<p>Sparking Student Engagement</p>	<p>Mr. Beane is an eleventh grade humanities teacher. While his humanities course is required and is combined with the study of the liberal arts, he knows that not all students find either subject exciting.</p>	<p>At the Third Annual State Conference, entitled “What Effective Teachers Demonstrate,” educational leaders, teachers, families, and students listen to guest speakers as well as selected students from around the state. Students have the opportunity to discuss how they assess their teacher’s effectiveness and how their teacher’s expectations encompass developmentally appropriate academic rigor. Students then support each discussion with a few examples.</p>	<p>Saura and Alex are two students who are representing their school district at the conference. They will be discussing how Mr. Beane piques student interest and how he increases overall student involvement to deepen student understanding of the content. Let’s hear what the students have to say after they are introduced.</p>
			
<p>Hi, everyone! Let me start off by saying that at the beginning of the year, Mr. Beane established desired student competencies and described his expectations for how each student could meet those accomplishments. He wrote five key competencies on the whiteboard to give each of us an opportunity to master them and provide us with a successful humanities experience. The five competencies he listed are:</p>	<p>Skills and Knowledge: Students will demonstrate mastery of academic competencies throughout the curriculum and through extended learning opportunities.</p>	<p>Problem Solving: Students will collect, organize, analyze, and assess information and strategies to create, explain, and evaluate solutions.</p>	<p>Communication: Students will communicate effectively through listening and speaking, reading and writing, and using media.</p>

Sparking Student Engagement – Video Script Handout

<p>9 Self-Management</p> 	<p>10 Collaboration</p> 	<p>11</p> 	<p>12 Open-Inquiry Team-Teaching</p> 
<p>Self-Management: Students will demonstrate respect and responsibility while managing personal and project time, conduct, and planning.</p>	<p>Collaboration: Students will work effectively with others and strengthen group performance by sharing ideas and workloads.</p>	<p>Let me tell you— when I saw this, I was terrified! I thought for sure this required course was going to be difficult and I would hate it. It seemed like his goals and expectations were set way too high!</p>	<p>What we didn't realize at that time was he was going to foster within us the habits of open-inquiry and team-teaching. We would understand our world through various differentiated instructional strategies. From the very beginning, for each topic, Mr. Beane provided a sequence of steps to advance our skills and knowledge that...increased our critical thinking and problem solving skills, which made learning fun!</p>

Sparking Student Engagement – Video Script Handout

			
<p>Let me provide some examples of how Mr. Beane piqued our interest and set the stage for success in his class. He made the topics relevant and real to our lives and our world. He included strategies like using local newspapers and community events, pop-culture, outside interests, and even our social lives. He offered us choices. We were able to pick teams, partners, and select from a variety of projects and alternative assignments to complete the learning activity or project. Everyone in class had something to offer, which became more prevalent as our collaboration increased.</p>	<p>That's right, Alex! As you've witnessed, most students came to this podium and spoke individually about how their teacher impacted their learning experience. However, Alex and I came up here together. We deliberately planned it this way. We relate our learning and how we connect with the way our course is taught. We learn individually and we excel collaboratively. Mr. Beane makes a difference because he provides a supportive style that provides us, his students, with a sense of belonging.</p>	<p>Another method Mr. Beane used to enhance our engagement and learning was to create a culture where we felt comfortable asking questions, and where asking them is expected. He even went as far as working with us one-on-one for our own personal goals in class.</p>	<p>By no means is his class easy! Mr. Beane manages to create a culture of achievement in our class where all of us can excel.</p>
	<p>Now that you have seen how Mr. Beane develops an engaging learning culture by setting clear, high, and consistent yet attainable expectations for all students, how would you answer these questions?</p> <p>How can rigor and relevance impact student engagement and learning?</p> <p>How can piquing student interest, building relationships, and promoting meaningful learning spark student engagement?</p> <p>How can increased student involvement lead to deeper student understanding?</p>		